

Hawle E2 Resilient Seated Gate Valves DN250 – DN600

The Hawle E2 Sluice Valves are a PN16 rated, resilient seated gate valve in sizes from DN250 – DN600. The low torque design means easy closing even at full pressure differential without a bypass valve. European designed and manufactured for a long life and reliable operation in water networks, they are also covered by the Hawle 10 Year “Quality Warranty” when in use on potable water applications.



TECHNICAL GUIDE: **VH1.2B**

Applications

Potable water networks

Bulk water storage

Process water systems

Pump stations

Product Attributes

Hawle 10 Year Quality Warranty

Wear resistant wedge guides

Low closing torques at full differential pressure – no bypass valve required

Smooth straight through bore

Suitable for actuation

Approvals/Standards

EN 1074-1, EN 1074-2, EN 12266-1

Flanges to AS 4087 B5

WRAS Appraisal

WSAA Product Appraisal 11/23

Quality

ISO 9001 Quality Management Systems

E2 Valve Flanged Ends DN250 – DN600

The Hawle E2 resilient seated gate valve is a high-quality water valve designed for a long service life. The wear resistant guides ensure easy reliable operation, while the “O” ring system allows field maintenance once pressure in the valve is relieved. The epoxy coating system complies with the requirements of the relevant German and Australian Standards for contact with Potable Water.

Product Features:

- 100% suitable for underground installation.
- Anti-Clockwise closing as standard. Clockwise Closing also available.
- Smooth straight-through bore allows for easy cleaning with a pig.
- Duplex stainless-steel spindle.
- Spindle supported in ball bearings for minimum closing forces.
- Ductile Iron wedge is fully vulcanised for use in potable water.
- Can be easily opened or closed without a by-pass valve or power assistance, even at a differential of 16 bar.
- O-rings are replaceable when valve depressurised.
- Designed for easy fitment of actuators and other accessories
- Hawle 10 Year “Quality Warranty” when in use on potable water applications.

Standard Version

- Supplied with Spindle Cap

Optional Accessories

- Handwheel
- Angular Gearbox
- Electric Actuator
- Position Indicator
- Extension Spindles
- Bypass valve for DN500, DN600 only

TABLE 1

No.	Component	Materials/Description
1/2	Body and bonnet	Ductile iron EN-GJS-400-18 according to EN 1563 (GGG 400 – DIN 1693) inside and outside epoxy powder coated according to DIN 30677-T2 in accordance with DIN 3476 and in compliance with AS4020
3	Spindles	Duplex Stainless Steel
4	Wedge	Ductile iron EN-GJS-400-18 according to EN 1563 (GGG 400 – DIN 1693), inside and outside fully rubberized with vulcanized elastomer
5	Wedge guide	Wear resistant plastic with high gliding features
6	Wedge nut	Dezincification resistant brass CuZn36Pb2As
7	O ring bush	CW617N
8	O-rings	Elastomer, embedded in non-corrosive material (according to DIN 3547-T1) and replaceable under pressure (according to ISO 7259)
9	Back seal	Elastomer
10	Circlip	POM
11	Wiper ring	Elastomer
12	Bonnet gasket	Elastomer
13	Allen screws	St 8.8 DIN 912 absolutely corrosion protected by being sunk into the body and sealed, and by passing through bonnet gasket
14	Edge protecting ring	PE avoids damages during transport and storage
15	Friction washers	POM guarantees smooth spindle guiding

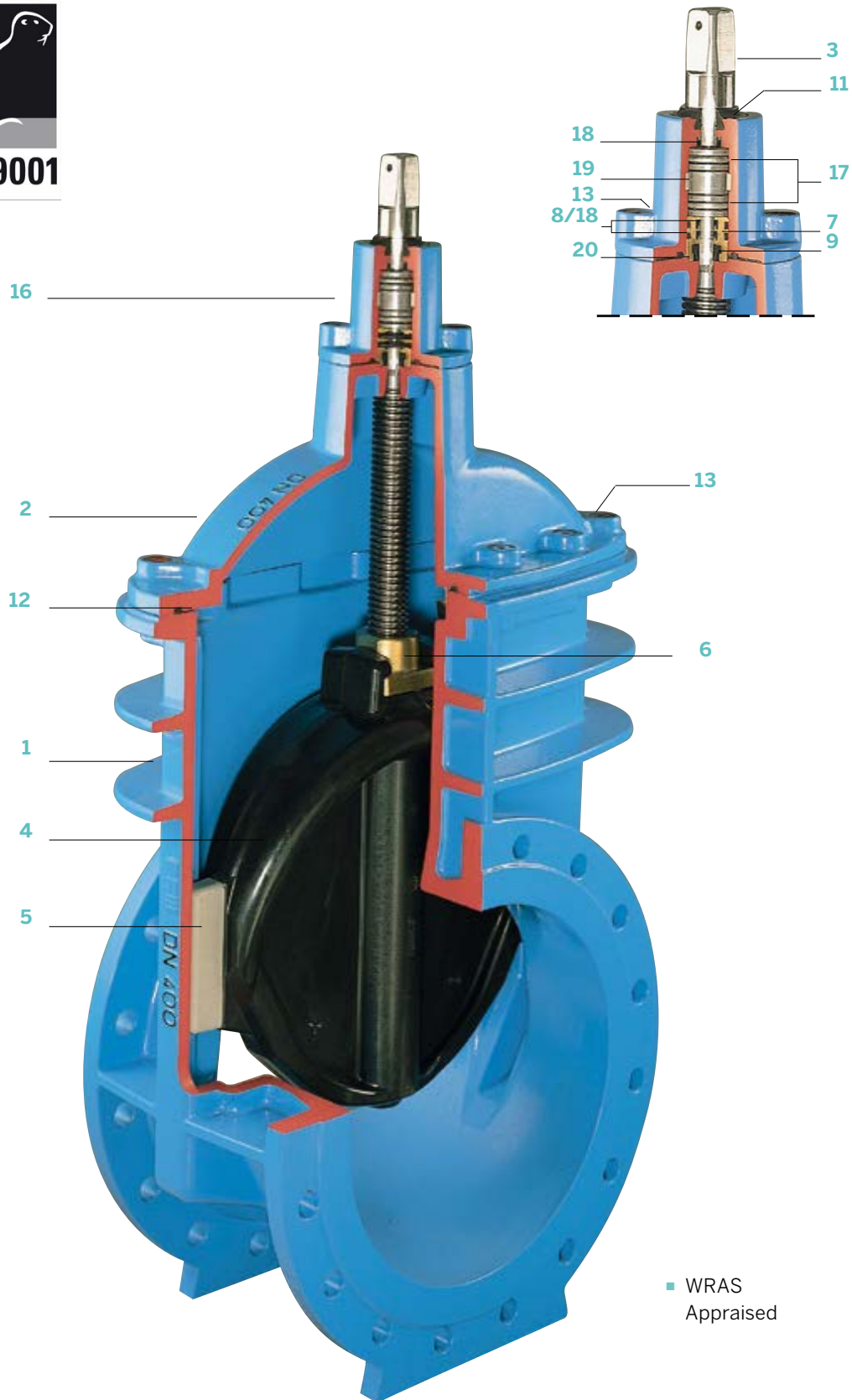



FIG. 1 Hawle E2 Valve Flanged Ends DN250 – DN600

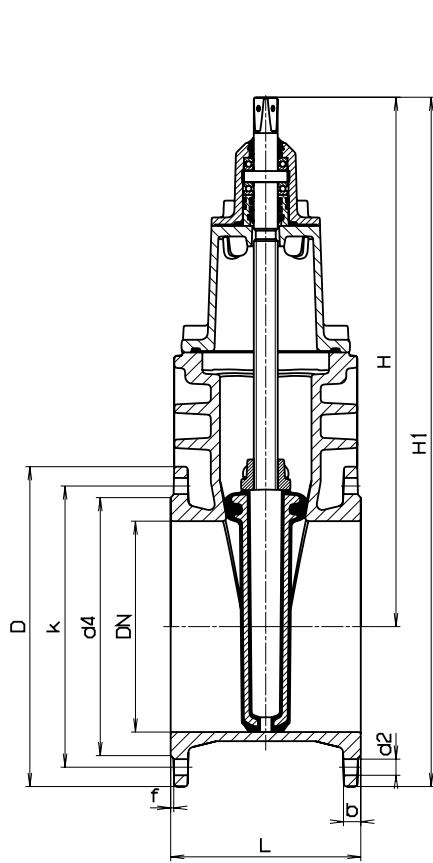


FIG. 2

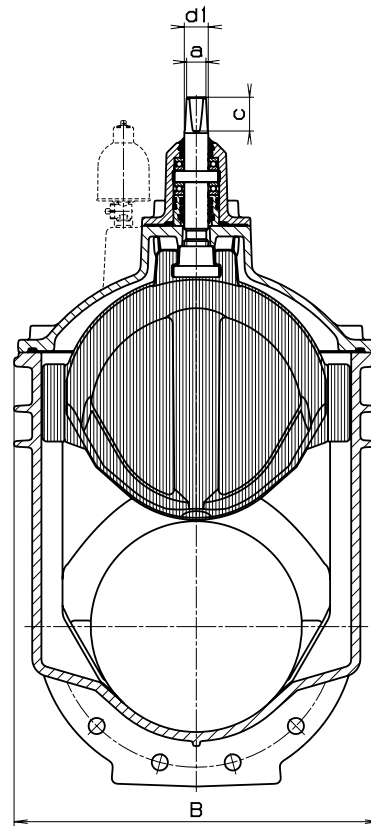


FIG. 3

TABLE 2

Item Code	DN (mm)	PN (bar)	Flange					Bolts			Spindle				Valve		Weight (kg)	
			D	b	k	d4	f	Qty.	Size	d2	a	c	d1	H	H1	L*		B
VSDF250-C	250	16	400	22	356	319	3	8	M20	24	27.3	48	34	670	870	330	432	104
VSDF300-C	300	16	455	24.5	406	367	4	12	M20	24	27.3	48	34	753	981	356	518	153.5
VSDF350-C	350	16	520	26.5	470	427	4	12	M24	28	27.3	48	34	838	1098	290	604	205
VSDF400-C	400	16	580	28	521	477	4	12	M24	28	32.3	55	44	974	1264	310	687	261
VSDF450-C	450**	16	640	30	584	530	4	12	M24	28	32.3	55	44	974	1310	650	687	332
VSDF500-C	500	16	715	31.5	641	582	4	16	M24	28	36.3	66	50	1220	1578	350	800	479
VSDF600-C	600	16	840	36	756	720	5	16	M27	30	36.3	66	50	1377	1797	390	944	710

Notes:

*Other body lengths available on special order

** DN450 Flanged Connection on DN400 body.

E2 valves in these sizes are subject to availability as they are being superseded by E3 valves.



Scan for more information

Disclaimer: While every effort has been made to ensure that the information in this document is correct and accurate, users of Hygrade Water product or information within this document must make their own assessment of suitability for their particular application. Product dimensions are nominal only, and should be verified if critical to a particular installation. No warranty is either expressed, implied, or statutory made by Hygrade Water unless expressly stated in any sale and purchase agreement entered into between Hygrade Water and the user.

September 2022